

INDUSTRIAL CONSTRUCTION PRODUCTS

For Your Welder Fleet Requirements



INSTRUCTIONS
Maximum allowable side force
on platform;
150 lbs / 667 N.
Maximum allowable wind speed:
28 mph / 12.5 m/sec.

LINCOLN
ELECTRIC

Flextec® & Inverterc® Inverters



CrossLinc® Enabled Products

Increase productivity, quality and safety on the job with CrossLinc technology, which enables voltage control at the feeder without the need for additional control cables. Learn more at lincolnelectric.com/crosslinc



Flextec® 350X (Tweco)
K4271-2 (Construction Model)
K4272-2 (350XP Model)
K4273-1 (PowerConnect Model)

- Rated 300A/32V/100% DC welding
- Select Construction model for Stick/TIG welding or when using an LN-25X wire feeder
- Select Construction model for Stick/TIG welding or when using an LN-25X wire feeder. Select XP or Power Connect Model to add pulse welding when paired with compatible ArcLink® Digital Feeders
- IP23 Rated for harsh environments



Flextec® 500X
K3607-1

- Rated 450A/38V/100% DC welding
- Includes basic pulsed MIG when paired with an ArcLink® compatible wire feeder
- IP23 Rated for harsh environments



Flextec® 650X
K3425-1

- Rated 650A/44V/100% DC welding
- Also capable of submerged arc welding when paired with applicable wire feeders
- Carbon Arc Gouging with 3/8" (9.5 mm) electrodes
- IP23 Rated for harsh environments



Inverterc® V276
K4868-1 (Tweco)
K4868-2 (Twistmate)

- Weather resistant Stick and TIG welder
- Small package delivers outstanding performance on a wide range of electrode types and sizes
- Ideal for outdoor construction and boom welding applications




Sprinter™ 180Si
K5453-1

- Dual Input Voltage allows 120V or 230V to run
- Two stick modes dedicated to E6010 and E7180
- High Frequency Start and Pulsed TIG Mode deliver precision and control

Inverterc V276 - Boom Welder Package

Easily outfit your aerial equipment with the rugged, field-proven performance of the Lincoln Electric Inverterc V276 stick welder included in our complete boom welder package. Designed to be quickly and securely attached to the side railing of the aerial lift, the Inverterc V276 pairs with the components below to make updating your fleet simple and straight-forward.



Aerial Lift Adapter Bracket for V276 K5433-1

Multi-Operator



Flextec 350X 4-Pack Rack
K3402-3 [Construction Models]
K3403-3 [350XP Model]
K4726-1 [PowerConnect Models]

- 4-pack racks can be combined to form a single 8-pack rack
- Forklift slots on all sides
- Power all welders with one primary power drop
- Use common low cost fuses



Flextec 350X 6-Pack Rack
K4277-2 [Construction Models]
K4281-1 [350XP Models]
K4727-1 [PowerConnect Models]

- Power all welders with one primary power drop
- IP 23 Rated for harsh environments



Flextec 500X Racks
K4466-1 [4-Pack Rack]
K4465-1 [6-Pack Rack]

- Power all welders with one primary power drop
- IP 23 Rated for harsh environments



Flextec 650X 4-Pack Rack
K3510-1

- Power all welders with one primary power drop
- IP 23 Rated for harsh environments



Invertec® V276 Rack
K4869-1 [4-Pack Rack]
K4869-2 [8-Pack Rack]

- Power all welders with one primary power drop
- IP 23 Rated for harsh environments



Flextec 350X Locking Foot Kit
K4424-1
Flextec 500/500P Locking Foot Kit
K3056-2

- Allows Flextec models to be locked down to accessories such as inverter racks, inverter cart, coolarc 55 or multi-process switch

Flextec 650X Foot Kit is included with every Flextec 650X.

Portable Equipment

Gasoline Driven



Outback® 185
K2706-2

- 14 HP Kohler® gasoline engine
- Rated 100A/25V/100% DC welding
- 5.2 kW continuous 1-Ph AC generator

K2722-1 Optional undercarriage available



Ranger® 260MPX™
K3458-1

- 23.5 HP Kohler gasoline engine
- Rated 260A/26V/100% DC welding
- 9.5 kw continuous 1-PH AC generator

K3590-1 Optional all-terrain undercarriage available



Ranger® 330MPX
K3459-1
K4779-1 (EFI Model)

- 25 HP Kohler gasoline engine
- Rated 330A/28V/100% DC welding
- 10 kW continuous 1-Ph AC generator
- EFI (Electric Fuel Injection) model delivers quick starts and improved efficiency

K3590-1 Optional all-terrain undercarriage available

LPG Driven



Ranger® 305 LPG Ready-Pak®
K5168-1

Each FULLY ASSEMBLED package contains:

- Ranger 305 LPG (K2937-1)
 - Factory Undercarriage (Pneumatic) (K1770-2)
 - LPG Tank Holder (K1745-2)
 - 25 HP Kohler Command LPG engine
 - Rated 300A/25V/100% DC welding
 - 9 kW continuous 1-Ph AC generator
- Includes: K2937-1 Ranger LPG

Diesel Driven



Maverick 260X
K5272-1

- 16.8 hp (12.36 kW) Kubota Tier 4 Final diesel engine
- Rated up to 300A/26.3V/100%
- 9kW continuous 1-ph AC generator
- Auto Stop/Start Technology
- Direct-connect spool gun capable



Maverick 325X
K3581-1

- 24.8 hp (18.5kW) Kubota Tier 4 Final Diesel engine
- Rated up to 325A/33/100% DC Welding
- 10kW continuous 1-ph AC generator
- Auto Stop/Start Technology



Dual Maverick 200/200X
K4382-2

- 24.8 HP Kubota Tier 4 Final diesel engine
- Two welding outputs - one machine
- Single Output: Rated 290A / 31.6V / 100% DC welding
- Dual Output: 170A / 26.8V / 100% DC welding
- 10 kW continuous 1-PH AC generator



Vantage® 322
K2409-5

- 22 HP Kubota Tier 4 Final diesel engine
- Rated 300A/32V/100% DC welding
- 11 kW continuous 3-Ph, 10 kW continuous 1-Ph AC generator power



Frontier® 400X
K3484-1
K3484-2

- Choose between 2 powerful and reliable engine offerings
- Rated 325A / 33V / 100% DC welding
- 11 kW of continuous 3-Ph AC generator power



Vantage 441X
K4535-1

- 41 HP Perkins turbocharged Tier 4 Final diesel engine
- Rated 400A / 36V / 100%
- 17 kW continuous 3-Ph, 11 kW continuous 1-Ph AC generator power



Vantage 549X
K3534-2

- 49.4 HP Deutz turbocharged Tier 4 Final diesel engine
- Rated 525/41V/100% DC welding
- 17 kW continuous 3-Ph, 11 kW continuous 1-Ph AC generator power



Vantage 566X
K3239-3

- 65.7 HP Deutz turbocharged Tier 4 Final diesel engine
- Rated 600A/40V/60% DC welding
- 20 kW continuous 3-Ph, 12 kW continuous 1-Ph AC generator power

Rent-Ready Trailer packages available for Ranger, Maverick, Frontier, and Vantage products. Includes machine, trailer, fender and light kit, and cable rack.

CrossLinc Technology Enabled Accessories

These accessories all contain CrossLinc technology. When paired with a CrossLinc technology enabled power source, output can be controlled remotely without the need for control cables.



LN-25X™
K4267-2 (Tweco)

- Handles up to 12 in. spools of flux-cored or MIG wire
- 0.030-5/64 in. (0.8-2.0 mm) cored wire diameter
- Compatible with all welders with CV output as an across-the-arc feeder
- Gain remote output control when paired with CrossLinc technology enabled power sources



Activ8X™
K3519-1 (Tweco)

- Handles up to 8 in. spools of flux-cored or MIG wire
- 0.030-5/64 in. (0.8-2.0 mm) cored wire diameter
- Built tough with added Field Armor
- Small and portable for field applications
- Automatically compensates for voltage loss in long weld cables with True Voltage Technology™ (TVT™)



Activ8X PIPE
K4717-1 (Tweco®)
K5240-1 (Twist Mate/Dinse®)

- take our industry-leading root-to-cap weld processes – including STT® and Pulsed MIG – right out to the field.
- Handles up to 8 in. spools of flux-cored or MIG wire
- 0.030-5/64 in. (0.8-2.0 mm) cored wire diameter
- No control cable or sense lead required.
- Small and portable for field applications



CrossLinc Remote
K4345-1

- Remotely control welding output without control cables for Stick and TIG processes
- Sturdy steel case with rubber bumpers

Plasma Cutting Equipment



Tomahawk® 30 Air
K5457-1

- Internal air compressor for ultimate portability
- Touch Start System provides reliable arc initiation without high frequency
- 208/230 1Ph input power



Tomahawk® 45
K5458-1

- Touch Start System provides reliable arc initiation without high frequency
- Rapid Arc Restrike




Tomahawk® 1000
K2808-1

- Touch Start System provides reliable arc initiation without high frequency
- PowerConnect Technology – Flexible input power from 208-575 volts, 1/3 phase

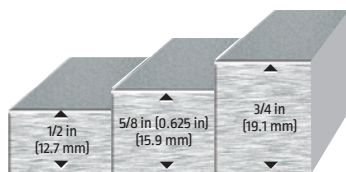


Tomahawk® 1500
K3477-1

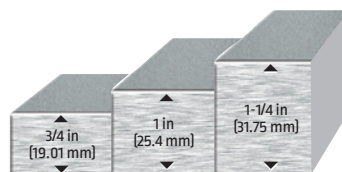
- Air regulator and pressure gauge
- internal water separator
- Input power cord



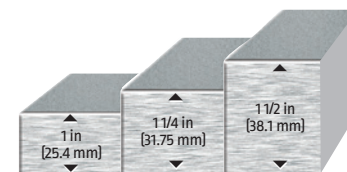
Rated Cut @ 22 ipm Maximum Cut @ 14 ipm Sever Cut @ 5 ipm



Rated Cut @ 20 ipm Maximum Cut @ 12 ipm Sever Cut @ 8 ipm



Rated Cut @ 19 ipm Maximum Cut @ 10 ipm Sever Cut @ 5 ipm



Rated Cut @ 23 ipm Maximum Cut @ 14 ipm Sever Cut @ 8 ipm

// Mobile Fume Extraction



Prism® Direct Exhaust Fan
K1666-1

- Light weight, welding fume exhaust fan designed to remove welding fumes from air restricted locations
- Extremely portable and easy to move around the jobsite



X-Tractor® Mini
K3972-5

- Light weight, durable construction, portable fume extractor
- Effectively removes weld fume particulate with 99.7% filter unit efficiency
- Features include Arc Sensor, multiple extraction settings, and system airflow check



Prism® Mobile
K4259-2

- Mobile, low vacuum welding fume extraction and filtration systems
- Features include Arc Sensor, internal spark arrester, and multiple extraction settings
- Generous airflow and larger filter capacity requires less change outs - MERV 14 & 16 filters available
- Self-cleaning version is also available



X-Tractor® 1 Fume Gun
K652-1

- Perfect choice for fume removal on the light duty welding applications
- High vacuum extraction system designed for the removal and filtration of welding fume
- Compact and east to move
- System self cleans

// Consumables

SMAW



Excaltibur® 7018 XMR™

AWS: E7018 H4R

- 24-Hour moisture resistance in H4R conditions
- Improved coating integrity
- Extreme bendability
- 60% less moisture pickup vs. competition

FCAW-S



Innershield® NR®-233

AWS: E71T-8-H8, E71T8-A2-CS3-H8

- Easy to operate shelf-shielded, flux-cored wire with excellent arc control and forgiving puddle
- Wire design provides enhanced feedability
- Meets AWS D1.8 requirements

GMAW



SuperArc® L-56®

AWS A5.18 ER70S-6

- Designed to tolerate medium to heavy mill scale
- Copper coating
- Enhances arc-start characteristics
- Extends contact tip life



Specify Lincoln Electric Welding Equipment - It's Built to Last

CUSTOMER ASSISTANCE POLICY

The business of Lincoln Electric is manufacturing and selling high quality welding equipment, automated welding systems, consumables, and cutting equipment. Our challenge is to meet the needs of our customers, who are experts in their fields, and to exceed their expectations. On occasion, purchasers may ask Lincoln Electric for information or technical information about their use of our products. Our employees respond to inquiries to the best of their ability based on information and specifications provided to them by the customers and the knowledge they may have concerning the application. Our employees, however, are not in a position to verify the information provided or to evaluate the engineering requirements for the particular weldment, or to provide engineering advice in relation to a specific situation. Accordingly, Lincoln Electric does not warrant or guarantee or assume any liability with respect to such information or communications. Moreover, the provision of such information or technical information does not create, expand, or alter any warranty on our products. Any express or implied warranty that might arise from the information or technical information, including any implied warranty of merchantability or any warranty of fitness for any customers' particular purpose or any other equivalent or similar warranty is specifically disclaimed.

Lincoln Electric is a responsive manufacturer, but the definition of specifications, and the selection and use of specific products sold by Lincoln Electric is solely within the control of, and remains the sole responsibility of the customer. Many variables beyond the control of Lincoln Electric affect the results obtained in applying these types of fabrication methods and service requirements.

MC17-08 (07/24) @Lincoln Global, Inc. www.lincolnelectric.com

All trademarks and registered trademarks are the property of their respective owners.

The Lincoln Electric Company
22801 St. Clair Avenue
Cleveland, OH 44117-1199 U.S.A.